



Wansdyke
Primary School

Futura
Learning Partnership



Welcome
to Year 2

Key information

- PE days will be on **Mondays and Tuesdays**. On these days children should come into school wearing their PE kits.
- Children must bring in a water bottle daily filled with water only. Your child will be encouraged to refill their water bottle during the day.
- Children must wear uniform each day as detailed in our school's uniform policy which can be found on our website. We ask that all uniform is clearly named to avoid lost items.
- Children must not wear any jewellery or wrist bands other than one stud in each ear (these should be removed or taped over for PE if newly pierced). A watch may be worn if appropriate. Nail varnish must not be worn.
- Year 6 are allowed to bring in a drawstring bag each day to keep any additional items that they may need. Children in other years should use their **transparent** folder (with green handle) to carry reading books and planner/reading records.
- Wansdyke is a **nut free** school, please ensure that your child/ren do not bring nuts and items of food that contain nuts into school at any time.

What does a day at school look like for my child in year 2?



Wansdyke
Primary School

Class Timetable 2023-24
Term 1



	8:45	9:05-9:20	9:20-10:00	10:45 - 11:00	11:00 – 12:00	12:00 - 1:00	1:05 - 1:20	1:20-1:40	1:40 – 2:30	2:30 -3:05	3:05-3:20
Mon	Early morning task	Whole School (EH)	RWDRS (Phase 1)	Phase 1- 10.00 – 10:45 English	Break	Maths	Factual Fluency (Mastering Number Program in EYFS & KS1)	Spelling/ Handwriting	PE-Gymnastics Geography (week 1-3) Science (week 4-6)		Hometime/ story time
Tues		Class Assembly (KS1)/ Phase assembly (KS2)		English		Maths		Spelling/ Handwriting	PE		
Wed		Class Assembly (KS2)/ Phase assembly (KS1)		English		Maths		Spelling/ Handwriting	Computing (week 4-6)	Music (three lessons)	
Thurs		Reading (MT)		English		Maths		Spelling/ Handwriting	Geography (week 1-3) English	PSHE	
Fri		Celebration (NF)		English		Maths		Spelling/ Handwriting	DT/	Computing	

What will children in year 2 be learning this year?

	Term 1	Term 2	Term 3	Term 4	Term 5	Term 6
Science	Habitats Food chains	Materials	Seasonal Changes	Exercise, Food and Hygiene	Plants	Animals and life cycles
RE	Christianity Believing in God	Christianity Christmas	Judaism Shabbat Rosh Hashanah Yom Kippur	Christianity Easter	Alternative world views	Islam Prayer Hajj
History		Significant events -Great fire of London		Significant people - Brunel - Florence Nightingale		Significant places - Castles - Local study
Geography	UK and the local area		Contrasting locality - Australia		Sustainability and weather	
DT	Construction and mechanisms		Textiles—weather symbol sewing pictures		Food technology	
Art		Drawing / Sculpture		Printing and collaging		Painting and Drawing
PE	Locomotion (Running) Gymnastics	Ball Skills (Hands) Dance	Health and Wellbeing Gymnastics	Ball Skills (Feet) Rackets, bats and balls	Locomotion (Jumping) Team Building	Games for Understanding Ball Skills (Hands 2)
Computing	Computing systems and networks	Creating media	Creating media	Data and Information	Programming	Programming
Music	Rhythm and Pulse		Pitch		Singing and Instruments Composition unit	
PSHE	Being me in my world	Celebrating Differences	Dreams and Goals	Healthy Me	Relationships	Changing Me

How can you support your child at home?

- Children are expected to read at **least 4 times per week** and have their **reading recorded** in their planner/reading diary. The class teacher will record the number of times a child has read each week and this will inform raffle tickets (awarded for each child who has read 4 times in a week) and karate reading bands.
- A home learning project will be set by teachers on Seesaw at the beginning of each term linked to a class topic. Towards the end of term, there will be a home learning celebration in the hall where parents/carers can view projects from every year group.
- Children in year one will learn how to spell **three key words each week** these words will be sent home for children to practice.

Termly overview of learning

As geographers we will ...

- Name and locate the four countries of the UK
- Know basic physical and human geographical features
- Use observational skills to study the geography of the school.
- Use locational language to find features and routes on a map
- Match geographical features to a location




Year 2 Term 1

UK and the local area



Class texts:



As writers we will ...

- rehearse sentences before we write them
- write simple sentences
- write compound sentences
- write complex sentences
- use simple adjectives
- develop a range of vocabulary

In order to create our own.....

- descriptions
- information booklets
- instructions
- narratives
- comics

As mathematicians we will ...

- learn about place value up to 100
- recognise tens and ones
- add and subtract numbers within 20
- partition numbers to 100

As musicians we will...

- Learn to recognise rhythm symbols and how to use them in clapping games and songs

As philosophers we will discuss...

- the creation story
- what it means to be kind

As computer scientists we will...

- identify key elements of loads and keyboards and use these to operate a simple program

As a class we will ...

- discuss the rights and responsibilities we have as members of our class
- celebrate our own and our friends' successes

As athletes we will ...


- improve our gymnastics skills for rolls and balance
- improve our running and dodging

As designers we will ...

- describe the work of Antony Gormley

As scientists we will ...

- Create natural environments for minibeasts
- Develop knowledge about food sources and food chains



Highlights of this upcoming year!

- Possible school trips this year may be – SS Great Britain and Year 2 camp.
- Children will be having specific coaching in tennis and gymnastics.
- Children's Leadership roles- what might children in this year group be able to do? e.g. Green Team, School Council, Travel team. Within class we will have responsibilities too.
- Year One phonics screening test if needed.
- Assessments 3 times a year
- Parent's evenings twice in a year (October and April TBC)

Communication

Class Teachers will be visible at the end of the school day to say hello to and if you need to, speak with

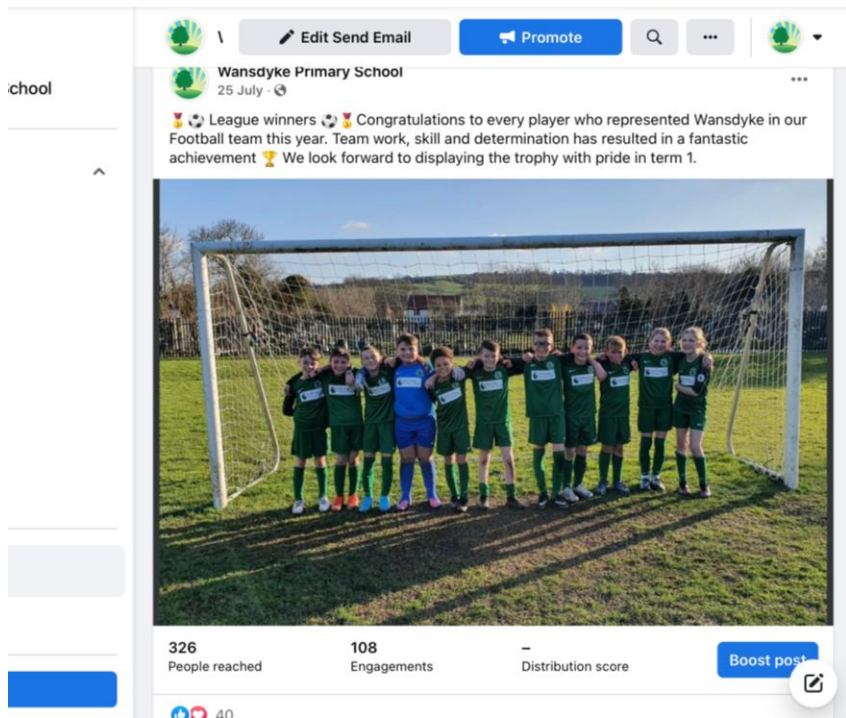
If you feel a longer or more private conversation is appropriate, please arrange a conversation in person or on the phone with the school office

A member of staff will be visible at drop-off each morning

A whole school newsletter will be shared every few weeks to share highlights and key information

Teachers will use Seesaw to communicate class information

Social Media (Facebook and Twitter) and our school website will be used to celebrate successes and share key information



011
office@wansdykes

We are a **Futura Learning Partnership School**

ONLINE PAYMEN

REPORT AN ABSENCE

TERM DATES

FUTURA LEARNI PARTNERSHIP

Home Our school The Office Curriculum Children's leadership Key information Home Learning

Thank you for
your time.
Do you have
any questions?

